XEVC-0511-E1LM-LP.3

English	Technical data
01 Power	7 kW | 23884 BTU/h
02 Frequency	50 / 60 Hz
03 Electric nominal heat input	6.75 kW | 23031 BTU/h
06 Power supply cable type	H07RN-F
07 Voltage Power cable section Circuit breaker	380-415V ~3PH+N+PE 5G x 2,5 mm^2 16 A I1 10 A I2 10 A I3 11 A In 1 A
	220-240V ~3PH+PE 4G x 4 mm^2 25 A I1 17 A I2 18 A I3 18 A
	220-240V ~1PH+N+PE 3G x 4 mm^2 32 A I1 30 A In 30 A
08 Cable | Plug	✓ | X
09 RCD / GFCI	AC
11 Water pressure	150-600 kPa | 22-87 psi
12 Water max. consumption (steam)	6.5 l/h @ 200 kPa | 1.71 gal/h @ 29 psi
13 Cavity dimensions (w x d x h)	606 x 385 x 392 mm 23-7/8" x 15-3/16" x 15-7/16"
14 Max. food load	25 kg | 55 lbs
15 Max. temperature	260 °C | 500 °F
16 IP protection class	X4

Italiano
01 Potenza
02 Frequenza
03 Potenza termica nominale elettrica
06 Tipo cavo alimentazione
07 Tensione Sezione cavi alimentazione Magnetotermico
08 Cavo | Spina
09 RCD / GFCI
11 Pressione acqua
12 Consumo max acqua (vapore)
13 Dimensioni camera cottura (l x p x h)
14 Max. peso pieno carico
15 Temperatura max.
16 Grado protezione IP

Espanol
01 Potencia
02 Frecuencia
03 Potencia térmica nominal eléctrica
06 Tipo de cable de alimentación
07 Voltaje Sección del cable de alimentación Disyuntor
08 Cable | Enchufe
09 RCD / GFCI
11 Presión del agua
12 Consumo máximo de agua (vapor)
13 Dimensión de la cavidad (w x d x h)
14 Carga máxima de alimentos
15 Temperatura máxima
16 Grado de protección IP

Français
01 Puissance électrique
02 Fréquence
03 Puissance calorifique nominale électrique
06 Type de câble d'alimentation
07 Tension Section câbles d'alimentation Disjoncteur
08 Câble | Prise
09 RCD / GFCI
11 Pression de l'eau
12 Consommation max. d'eau (vapeur)
13 Dimension de la cavité (l x p x h)
14 Charge max. des aliments
15 Température max.
16 Niveau de protection IP

Deutsch
01 Elektrische Leistung
02 Frequenz
03 Elektrische Nennwärmeleistung
06 Stromkabel Typ
07 Spannung Stromkabel Teil Sicherung
08 Leitung | Stecker
09 RCD / GFCI
11 Wasserdruck
12 Maximaler Wasserverbrauch bei Damfbetrieb
13 Abmessungen des Hohlraums (B x T x H)
14 Maximale Beladungskapazität
15 Maximale Temperatur
16 IP-Schutzart

Terms and conditions of installations - Observe all local specific standard and regulations for installation and operations.

Русский
01 Мощность
02 Частота
03 Номинальная электрическая потребляемая мощность
06 Тип силового кабеля
07 Напряжение Сечение силового кабеля Токовый автомат
08 Кабель | Вилка
09 RCD / GFCI
11 Давление воды
12 Максимальное потребление воды (пар)
13 Габариты камеры (ш x г x в)
14 Максимальная загрузка
15 Максимальная температура
16 Класс защиты IP

中文
01 功率
02 频率
03 电额定热输入
06 电源电缆类型
07 电压 电源电缆截面 断路器
08 电缆和插头
09 RCD / GFCI
11 水压
12 最大水消耗（蒸汽）
13 腔室尺寸 (宽 x 深 x 高)
14 最大食物负荷
15 最高温度
16 IP保护等级

Português
01 Potência
02 Frequência
03 Potência térmica nominal elétrica
06 Tipo de cabo de alimentação
07 Tensão Seção de cabos de alimentação Disjuntor
08 Cabo | Plugue
09 RCD / GFCI
11 Pressão da água
12 Max. consumo de água (vapor)
13 Dimensão de cavidade (c x l x a)
14 Max. capacidade de alimento
15 Max. temperatura
16 Grau de proteção IP

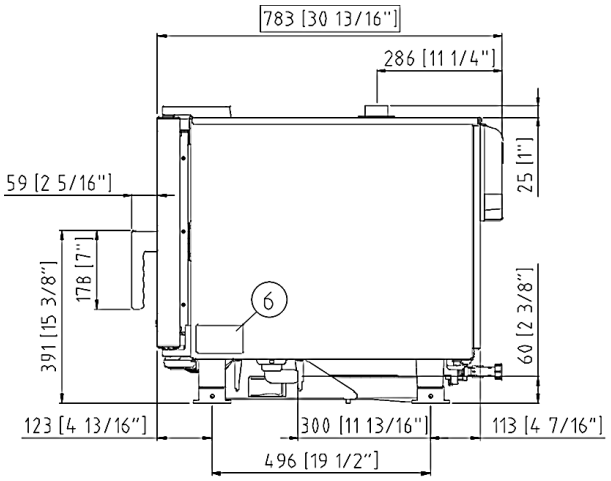
783 [30 13/16"]
286 [11 1/4"]
25 [1"]
59 [2 5/16"]
178 [7"]
391 [15 3/8"]
6
60 [2 3/8"]
123 [4 13/16"]
300 [11 13/16"]
113 [4 7/16"]
496 [19 1/2"]

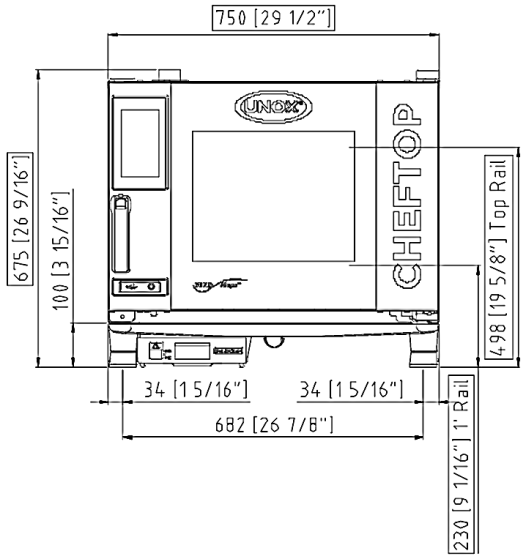
750 [29 1/2"]
675 [26 9/16"]
100 [3 15/16"]
498 [19 5/8"] Top Rail
34 [1 5/16"]
34 [1 5/16"]
682 [26 7/8"]
230 [9 1/16"] 1" Rail
CHEFTOP

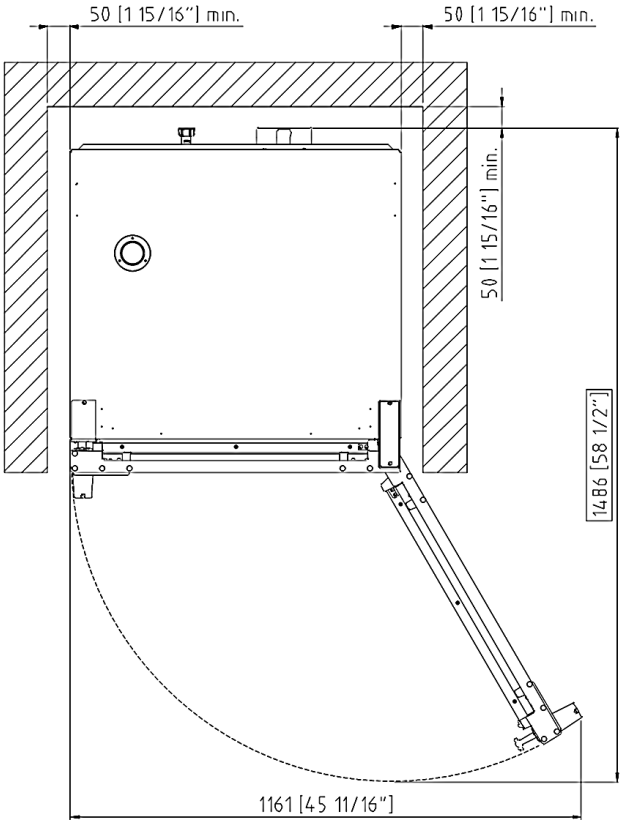
50 [1 15/16"] min.
50 [1 15/16"] min.
50 [1 15/16"] min.
1486 [58 1/2"]
1161 [45 11/16"]

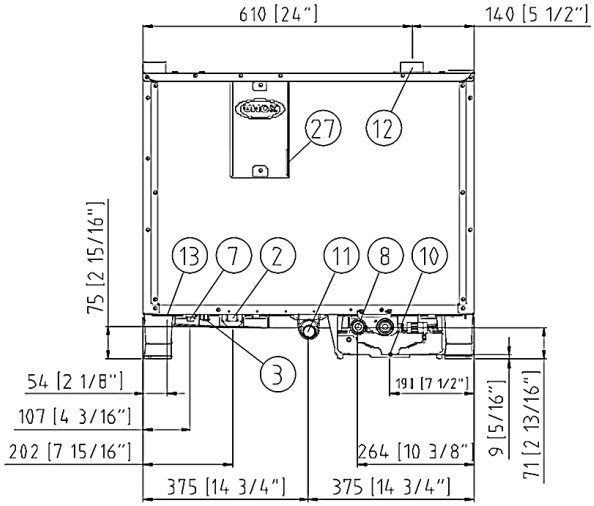
610 [24"]
140 [5 1/2"]
27
12
13
7
2
11
8
10
3
75 [2 15/16"]
54 [2 1/8"]
107 [4 3/16"]
202 [7 15/16"]
191 [7 1/2"]
264 [10 3/8"]
375 [14 3/4"]
375 [14 3/4"]
9 [5/16"]
71 [2 13/16"]

	English	Italiano	Español	Français	Deutsch
02	Electrical connection	Allacciamento elettrico	Conexión eléctrica	Raccordement électrique	Elektrischer Anschluss
08	Water connection	Allacciamento idrico	Conexión de agua	Raccordement à l'eau	Wasseranschluss
09	Gas connection	Allacciamento gas	Conexión de gas	Raccordement au gaz	Gasanschluss
11	Water drain	Scarico acqua	Desagüe del agua	Evacuation	Abflussrohr
12	Smoke exhaust	Scarico fumi	Salida de humos	Aspiration des fumées	Abluftrohr
13	Accessories connection	Collegamento accessori	Conexión de accesorios	Connexion des accessoires	Anschluss des Zubehörs
30	Combustion fumes	Fumi di combustione	Gases de combustión	Fumées de combustion	Abgasse
31	Air inlet	Ingresso aria	Entrada de aire	Entrée d'air	Lufteinlass

	Русский	中文	Português
02	Электрическое подключение	电源连接	Conexão elétrica
08	Подключение к воде	水连接	Conexão hídrica
09	Подключение к газу	燃气连接	Conexão gás
11	Выход воды	排水	Saída de água
12	Выход газов	排烟	Saída de fumaça
13	Подключение аксессуаров	配件连接	Conexão de acessórios
30	Продукты горения	燃烧烟雾	Fumaça de combustão
31	Воздухозаборник	空气入口	Entrada de ar

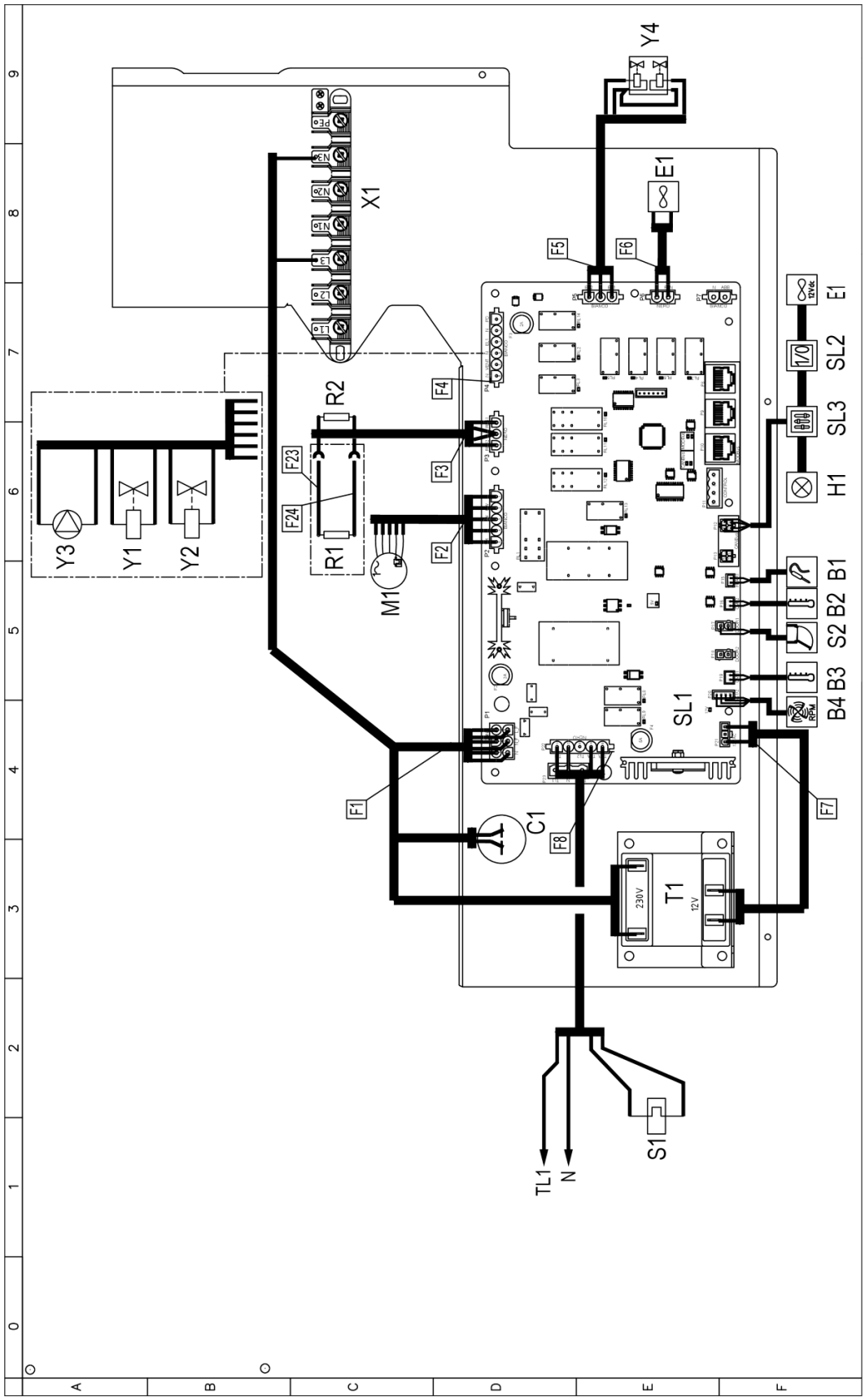
Y4
E1
X1
F5
F6
E1
SL2
SL3
H1
B1
B2
S2
B3
B4
SL1
F4
R2
F23
F3
F24
R1
F2
M1
Y3
Y1
Y2
F1
C1
F8
F7
T1
230V
12V
TL1
N
S1

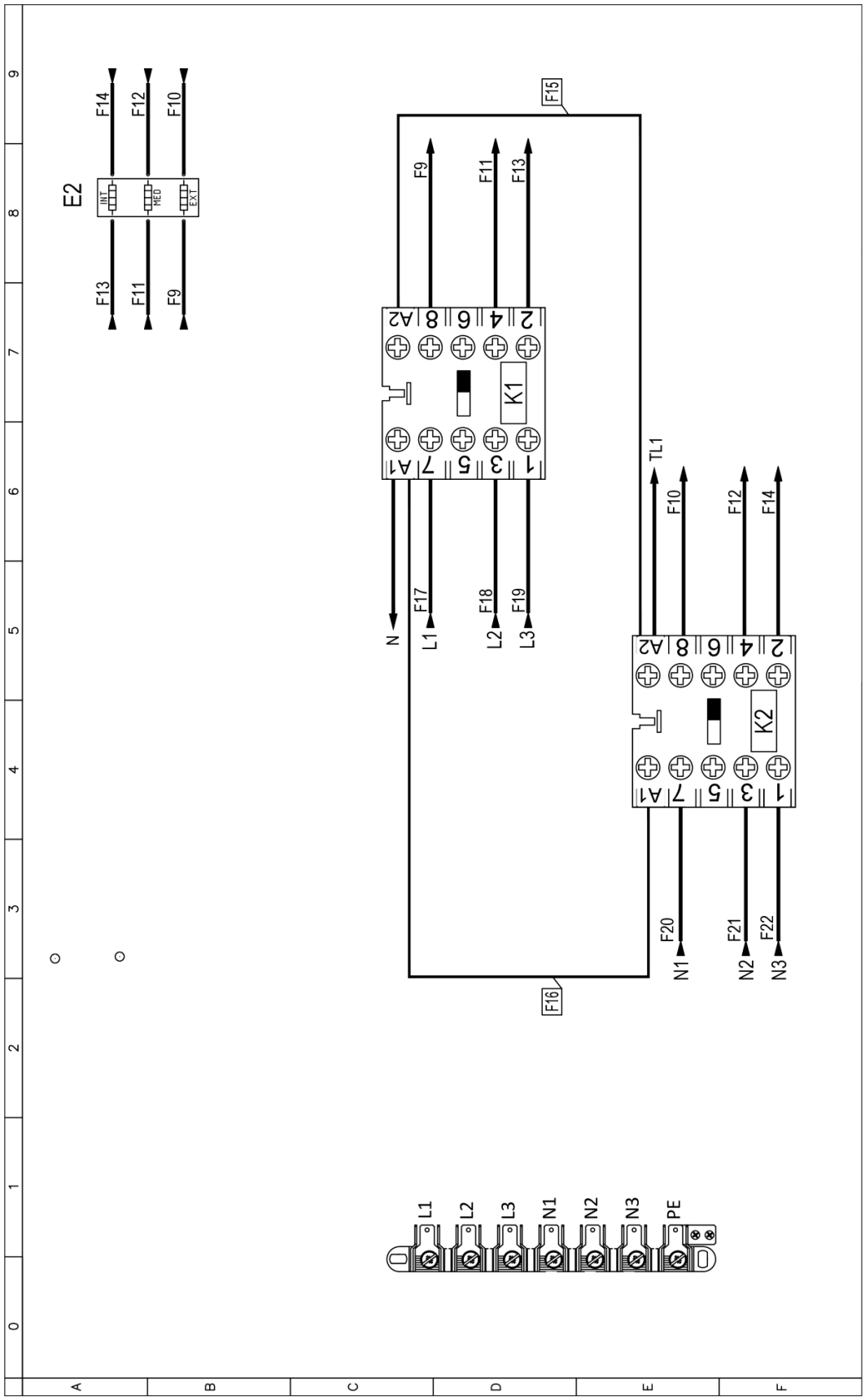
E2
INT
MED
EXT
F14
F12
F10
F13
F11
F9
F15
F16
K1
K2
A1
A2
1
2
3
4
5
6
7
8
N
L1
L2
L3
F17
F18
F19
TL1
F20
F21
F22
N1
N2
N3
PE

Sigle	ITALIANO	ENGLISH	FRANCAIS	ESPAÑOL	DEUTSCH
C1	CONDENSATORE	MOTOR CAPACITOR	CONDENSATEUR	CONDENSADOR	KONDENSATOR
K1,K2	TELERUTTORE	CONTACTOR	TELERUPTEUR	TELERRUPTOR	RELAIS
SL1	SCHEDA POTENZA	POWER CARD	CARTE DE PUISSANCE	TARJETA POTENCIA	POWERPLATINE
T1	TRASFORMATORE	TRANSFORMER	TRASFORMATEUR	TRANSFORMADOR	TRASFORMATORE
X1	MORSETTIERA 6P+PE	TERMINAL BLOCK 6P+PE	BORNIER 6P+PE	CONECTOR 6P+PE	KLEMMLEISTE 6P+PE
E1	VENTOLA RAFFREDDAMENTO 230V	COOLING FAN 230V	TURBINE DE REFROIDISSEMENT 230V	TURBINA DE REFRIGERACION 230V	LÜFTER 230V
E2	ELEMENTO RISCALDANTE	HEATING ELEMENT	ELEMENT DE CHAUFFAGE	RESISTENCIA DE CALEFACCIÓN	HEIZUNG
M1	MOTORE	MOTOR	MOTEUR	MOTOR	MOTOR
R1,R2	RESISTENZA DI MODULAZIONE VENTILATORE	MOTOR MODULATION RESISTANCE	RESISTANCE DE MODULATION VENTILATEUR	RESISTENCIA MODULACION VELOCIDAD	WIDERSTAND LOW FAN
S1	TERMOSTATO SICUREZZA	SAFETY THERMOSTAT	THERMOSTAT DE SECURITE	TERMOSTATO DE SEGURIDAD	SICHERHEITS THERMOSTAT
Y1	ELETTROVALVOLA ACQUA	WATER SOLENOID VALVE	ELECTROVANNE EAU	ELECTROVALVULA	ELEKTROVENTIL
Y2	DRY MAXY	DRY MAXY	DRY MAXY	DRY MAXY	DRY MAXY
Y3	POMPA	PUMP	POMPE	BOMBA	PUMPE
Y4	ELETTROVALVOLA ACQUA 3 STADI	WATER SOLENOID VALVE 3STAGE	ELECTROVANNE EAU 3 E'TAPES	ELECTROVALVULA 3 ETAPAS	ELEKTROVENTIL 3 STUFEN

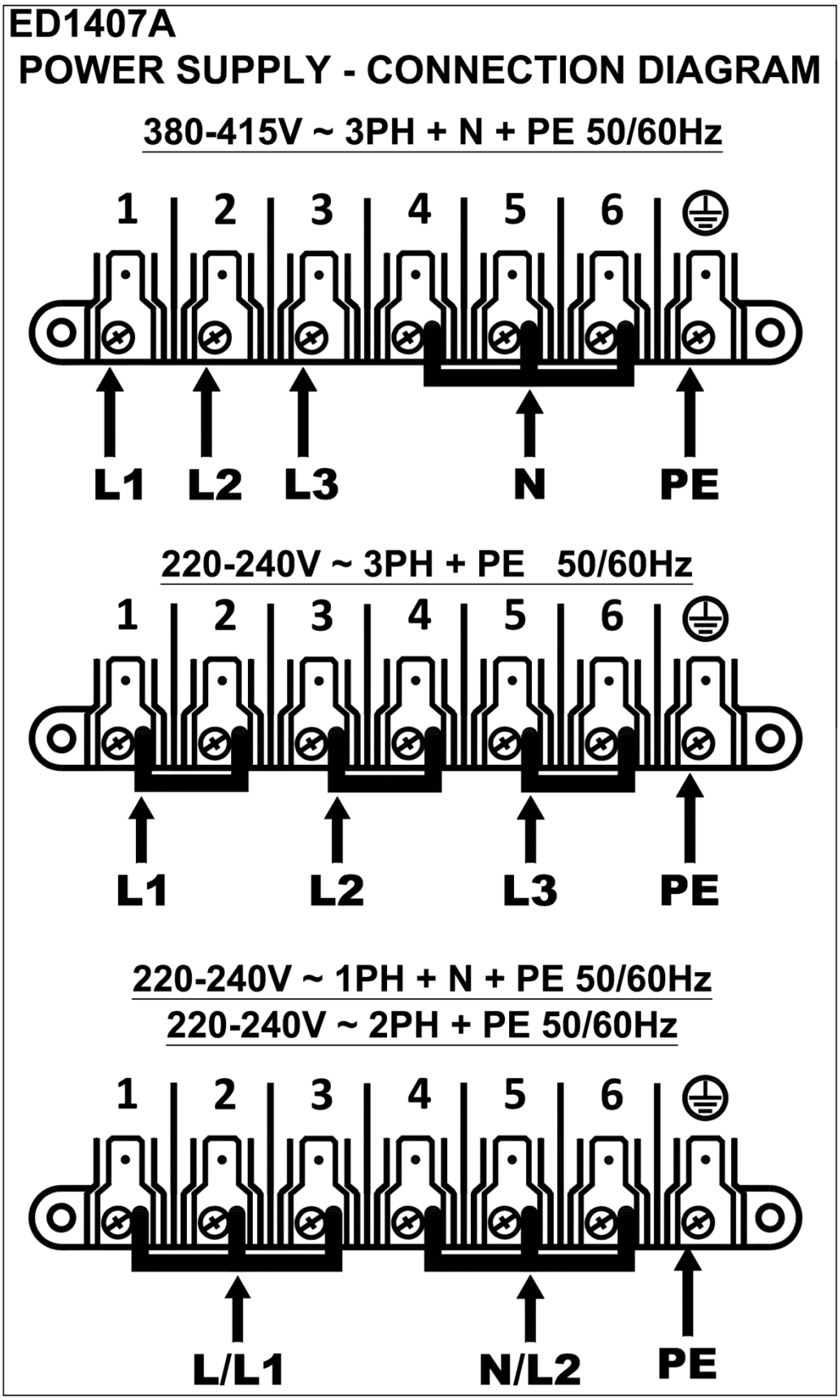
ED1407A
POWER SUPPLY - CONNECTION DIAGRAM
380-415V ~ 3PH + N + PE 50/60Hz
1 2 3 4 5 6
L1 L2 L3 N PE
220-240V ~ 3PH + PE 50/60Hz
1 2 3 4 5 6
L1 L2 L3 PE
220-240V ~ 1PH + N + PE 50/60Hz
220-240V ~ 2PH + PE 50/60Hz
1 2 3 4 5 6
L/L1 N/L2 PE