XEPA-0523-EXRN-ET.0

English	Technical data
01 Power	9.5 kW | 32414 BTU/h
02 Frequency	50 Hz
03 Electric nominal heat input	5.35 kW | 18254 BTU/h
04 Microwave circuit power	3.4 kW | 11601 BTU/h
05 Microwave power output	2.16 kW | 7370 BTU/h
06 Power supply cable type	H07RN-F
07 Voltage Power cable section Circuit breaker 220-240V ~3PH+PE 4G x 2,5 mm^2 25 A I1 17 A I2 21 A I3 14.5 A	380-415V ~3PH+N+PE 5G x 2,5 mm^2 16 A I1 13 A I2 15.5 A I3 15 A In 4.5 A
08 Cable | Plug	✓ | X
09 RCD / GFCI	F
11 Water pressure	150-600 kPa | 22-87 psi
12 Water max. consumption (steam)	18 l/h @ 200 kPa | 4.76 gal/h @ 29 psi
13 Cavity dimensions (w x d x h)	399 x 394 x 418 mm 15-11/16" x 15-1/2" x 16-7/16"
14 Max. food load	16.5 kg | 36 lbs
15 Max. temperature	260 °C | 500 °F
16 IP protection class	3
17 Data connection	Lan,Wifi 2,4 GHz,Wifi 5 GHz
18 Communication protocol	WPA - Personal,WPA 2 - Personal

Terms and conditions of installations - Observe all local specific standard and regulations for installation and operations.

Русский
01 Мощность
02 Частота
03 Номинальная электрическая потребляемая мощность
04 Мощность СВЧ цепи
05 Выходная мощность микроволн
06 Тип силового кабеля
07 Напряжение Сечение силового кабеля Токовый автомат
08 Кабель | Вилка
09 RCD / GFCI
11 Давление воды
12 Максимальное потребление воды (пар)
13 Габариты камеры (ш x г x в)
14 Максимальная загрузка
15 Максимальная температура
16 Класс защиты IP
17 Data connection
18 Протокол передачи данных

中文
01 功率
02 频率
03 电额定热输入
04 微波电路电源
05 微波功率输出
06 电源电缆类型
07 电压 电源电缆截面 断路器
08 电缆和插头
09 RCD / GFCI
11 水压
12 最大水消耗（蒸汽）
13 腔室尺寸 (宽 x 深 x 高)
14 最大食物负荷
15 最高温度
16 IP保护等级
17 Data connection
18 通讯协议

Italiano
01 Potenza
02 Frequenza
03 Potenza termica nominale elettrica
04 Potenza circuito microonde
05 Potenza microonde in uscita
06 Tipo cavo alimentazione
07 Tensione Sezione cavi alimentazione Magnetotermico
08 Cavo | Spina
09 RCD / GFCI
11 Pressione acqua
12 Consumo max acqua (vapore)
13 Dimensioni camera cottura (l x p x h)
14 Max. peso pieno carico
15 Temperatura max.
16 Grado protezione IP
17 Data connection
18 Protocollo di comunicazione

Français
01 Puissance électrique
02 Fréquence
03 Puissance calorifique nominale électrique
04 Puissance du circuit micro-ondes
05 Puissance de sortie micro-ondes
06 Type de câble d'alimentation
07 Tension Section câbles d'alimentation Disjoncteur
08 Câble | Prise
09 RCD / GFCI
11 Pression de l'eau
12 Consommation max. d'eau (vapeur)
13 Dimension de la cavité (l x p x h)
14 Charge max. des aliments
15 Température max.
16 Niveau de protection IP
17 Data connection
18 Protocole de communication

Português
01 Potência
02 Frequência
03 Potência térmica nominal elétrica
04 Potência do circuito de microondas
05 Potência de saída de microondas
06 Tipo de cabo de alimentação
07 Tensão Seção de cabos de alimentação Disjuntor
08 Cabo | Plugue
09 RCD / GFCI
11 Pressão da água
12 Max. consumo de água (vapor)
13 Dimensão de cavidade (c x l x a)
14 Max. capacidade de alimento
15 Max. temperatura
16 Grau de proteção IP
17 Data connection
18 Protocolo de comunicação

Espanol
01 Potencia
02 Frecuencia
03 Potencia térmica nominal eléctrica
04 Potencia del circuito de microondas
05 Potencia de microondas
06 Tipo de cable de alimentación
07 Voltaje Sección del cable de alimentación Disyuntor
08 Cable | Enchufe
09 RCD / GFCI
11 Presión del agua
12 Consumo máximo de agua (vapor)
13 Dimensión de la cavidad (w x d x h)
14 Carga máxima de alimentos
15 Temperatura máxima
16 Grado de protección IP
17 Data connection

Deutsch
01 Elektrische Leistung
02 Frequenz
03 Elektrische Nennwärmeleistung
04 Leistung der Mikrowellenschaltung
05 Leistung der Mikrowelle
06 Stromkabel Typ
07 Spannung Stromkabel Teil Sicherung
08 Leitung | Stecker
09 RCD / GFCI
11 Wasserdruck
12 Maximaler Wasserverbrauch bei Damfbetrieb
13 Abmessungen des Hohlraums (B x T x H)
14 Maximale Beladungskapazität
15 Maximale Temperatur
16 IP-Schutzart
17 Data connection
18 Kommunikations-Protokoll

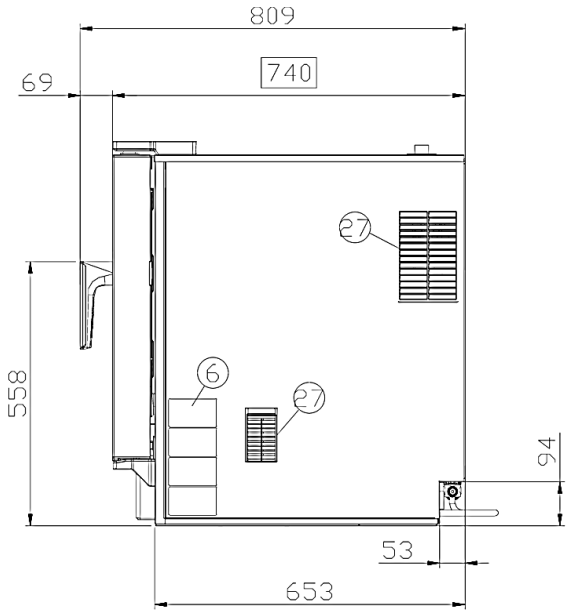
809
740
69
27
6
27
558
94
53
653

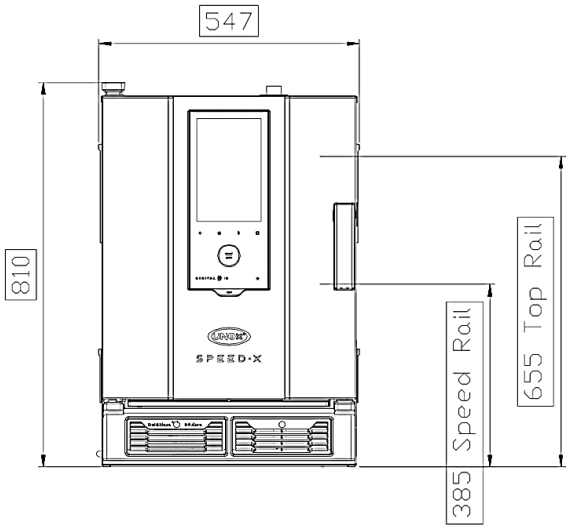
547
810
655 Top Rail
385 Speed Rail
SPEED-X

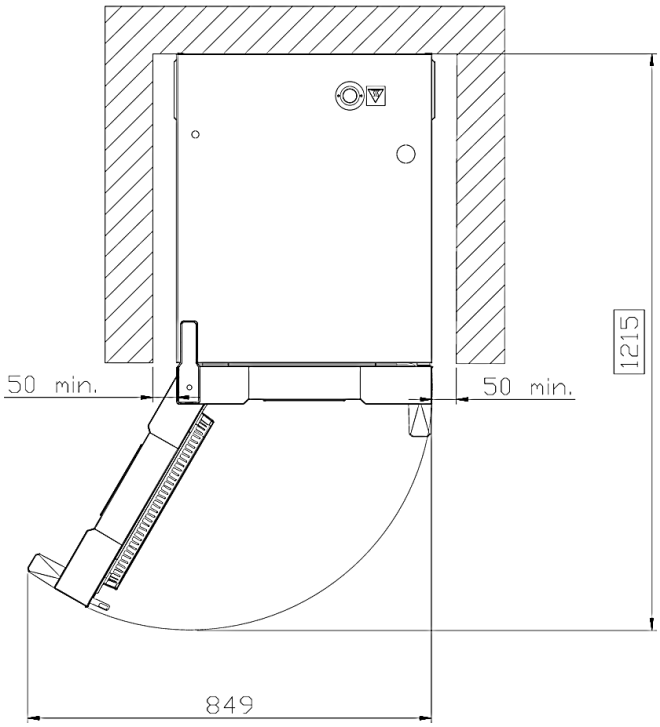
50 min.
50 min.
1215
849

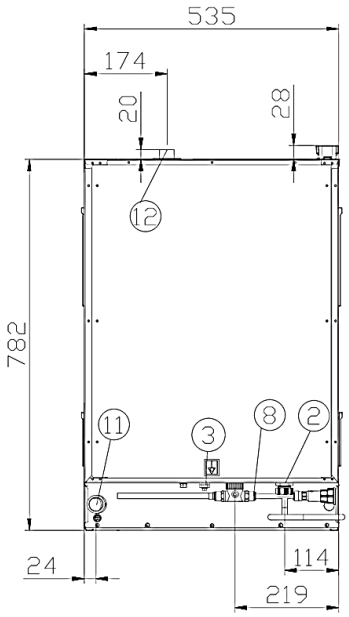
535
174
20
28
12
782
11
3
8
2
24
114
219

	English	Italiano	Español	Français	Deutsch
02	Electrical connection	Allacciamento elettrico	Conexión eléctrica	Raccordement électrique	Elektrischer Anschluss
08	Water connection	Allacciamento idrico	Conexión de agua	Raccordement à l'eau	Wasseranschluss
09	Gas connection	Allacciamento gas	Conexión de gas	Raccordement au gaz	Gasanschluss
11	Water drain	Scarico acqua	Desagüe del agua	Evacuation	Abflussrohr
12	Smoke exhaust	Scarico fumi	Salida de humos	Aspiration des fumées	Abluftrohr
13	Accessories connection	Collegamento accessori	Conexión de accesorios	Connexion des accessoires	Anschluss des Zubehörs
30	Combustion fumes	Fumi di combustione	Gases de combustión	Fumées de combustion	Abgasse
31	Air inlet	Ingresso aria	Entrada de aire	Entrée d'air	Lufteinlass

	Русский	中文	Português
02	Электрическое подключение	电源连接	Conexão elétrica
08	Подключение к воде	水连接	Conexão hídrica
09	Подключение к газу	燃气连接	Conexão gás
11	Выход воды	排水	Saída de água
12	Выход газов	排烟	Saída de fumaça
13	Подключение аксессуаров	配件连接	Conexão de acessórios
30	Продукты горения	燃烧烟雾	Fumaça de combustão
31	Воздухозаборник	空气入口	Entrada de ar

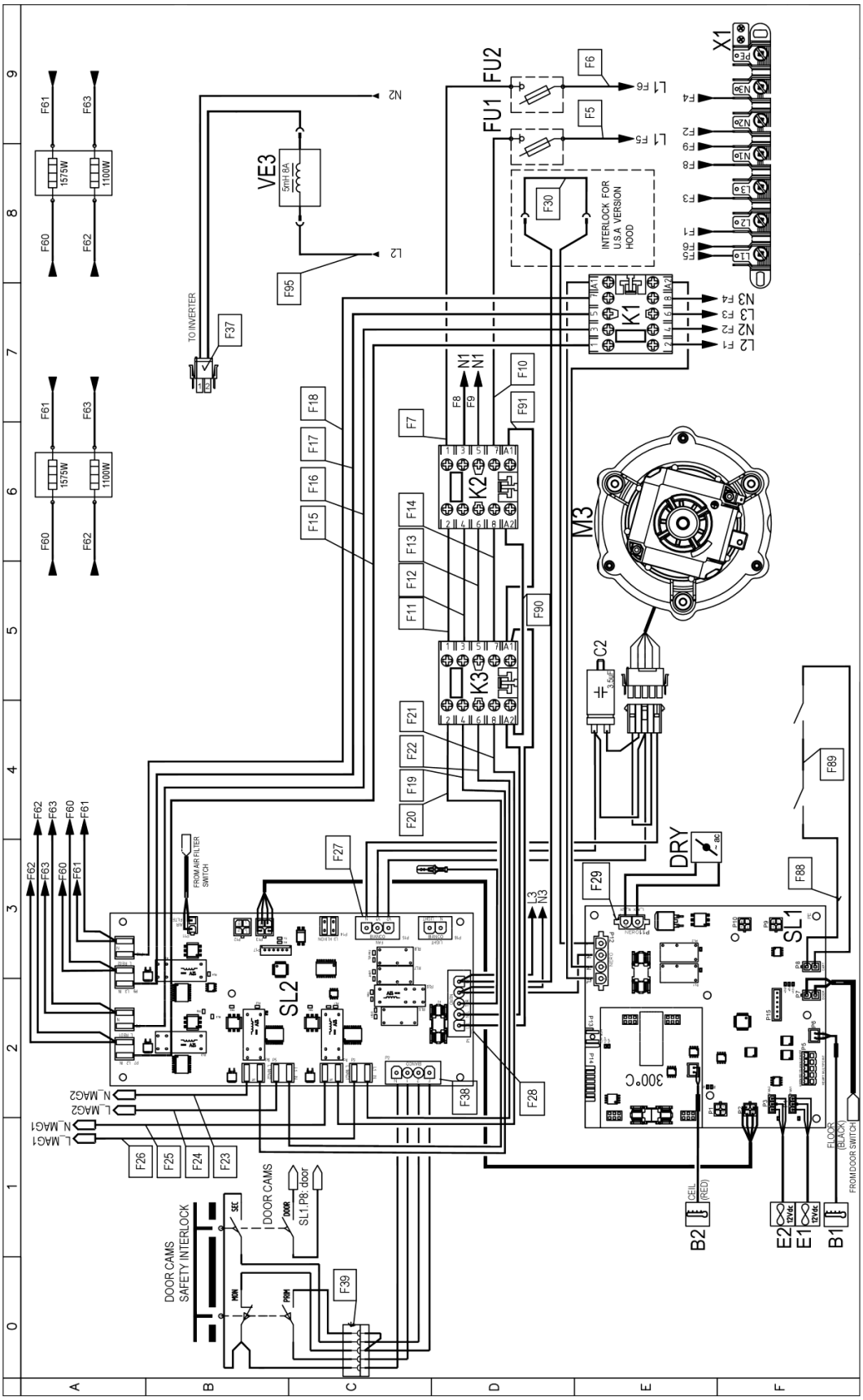
X1
FU1
FU2
F6
F5
L1 F6
L1 F5
F4
F2
F9
F8
F3
F1
F6
F5
N3 F4
L3 F3
N2 F2
L2 F1
F30
INTERLOCK FOR U.S.A VERSION HOOD
K1
N2
L2
VE3
5mH 8A
F95
TO INVERTER
F37
F61
F63
F60
F62
1575W
1100W
N1
N1
F8
F9
F10
F91
F7
F18
F17
F16
F15
K2
F14
F13
F12
F11
F90
K3
F21
F22
F19
F20
M3
C2
3.5uF
F89
DRY
F88
F29
L3
N3
F27
FROM AIR FILTER SWITCH
SL2
SL1
300°C
F38
F28
N_MAG2
L_MAG2
N_MAG1
L_MAG1
F26
F25
F24
F23
DOOR CAMS
SL1.P8: door
DOOR CAMS SAFETY INTERLOCK
SEC
DOOR
MON
PRIM
F39
CEIL (RED)
B2
E2
E1
B1
12Vdc
FLOOR (BLACK)
FROM DOOR SWITCH
A
B
C
D
E
F
0
1
2
3
4
5
6
7
8
9

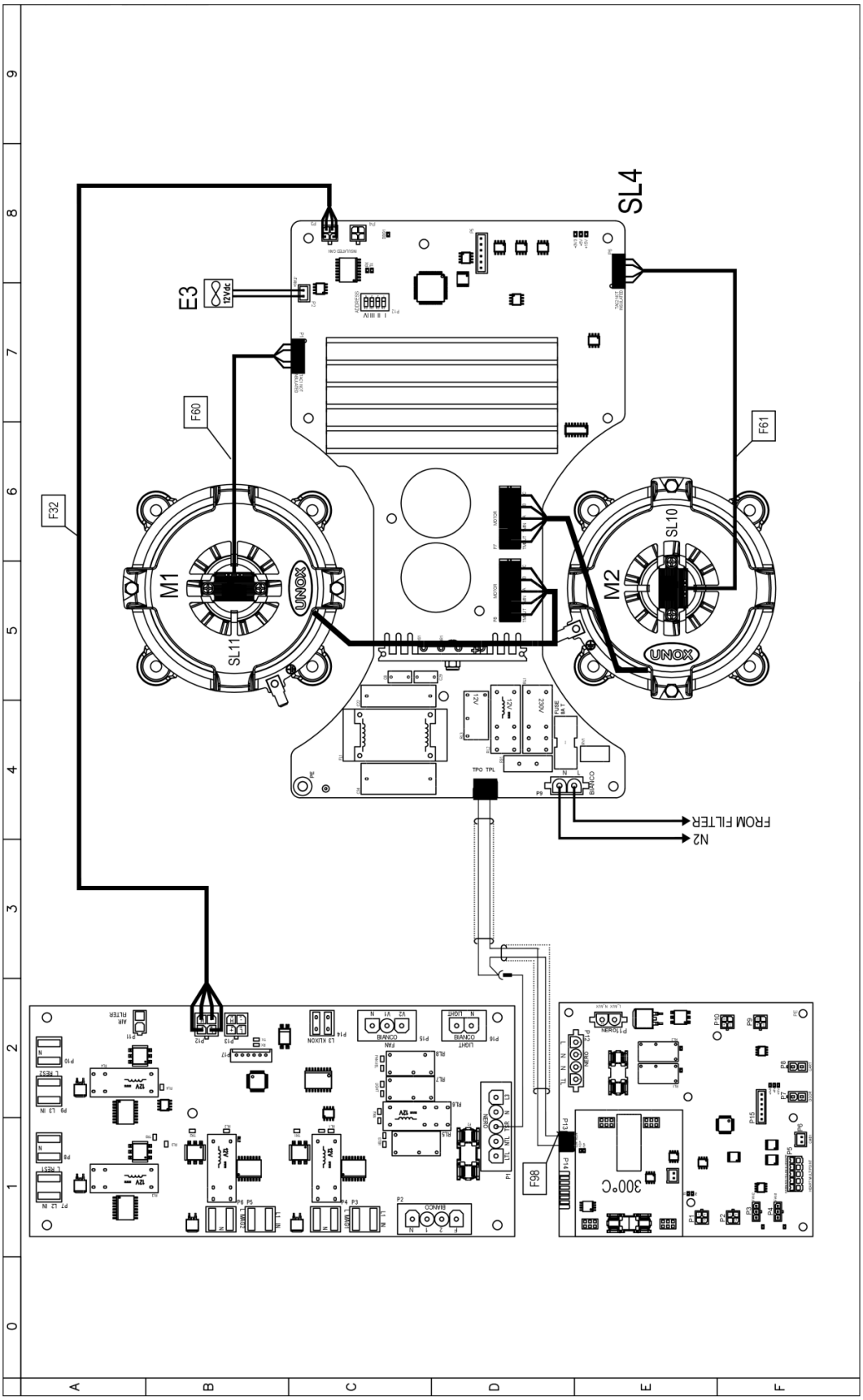
SL4
E3
12Vdc
F60
F61
F32
M1
M2
SL10
SL11
UNOX
FROM FILTER
N2
F98
300°C

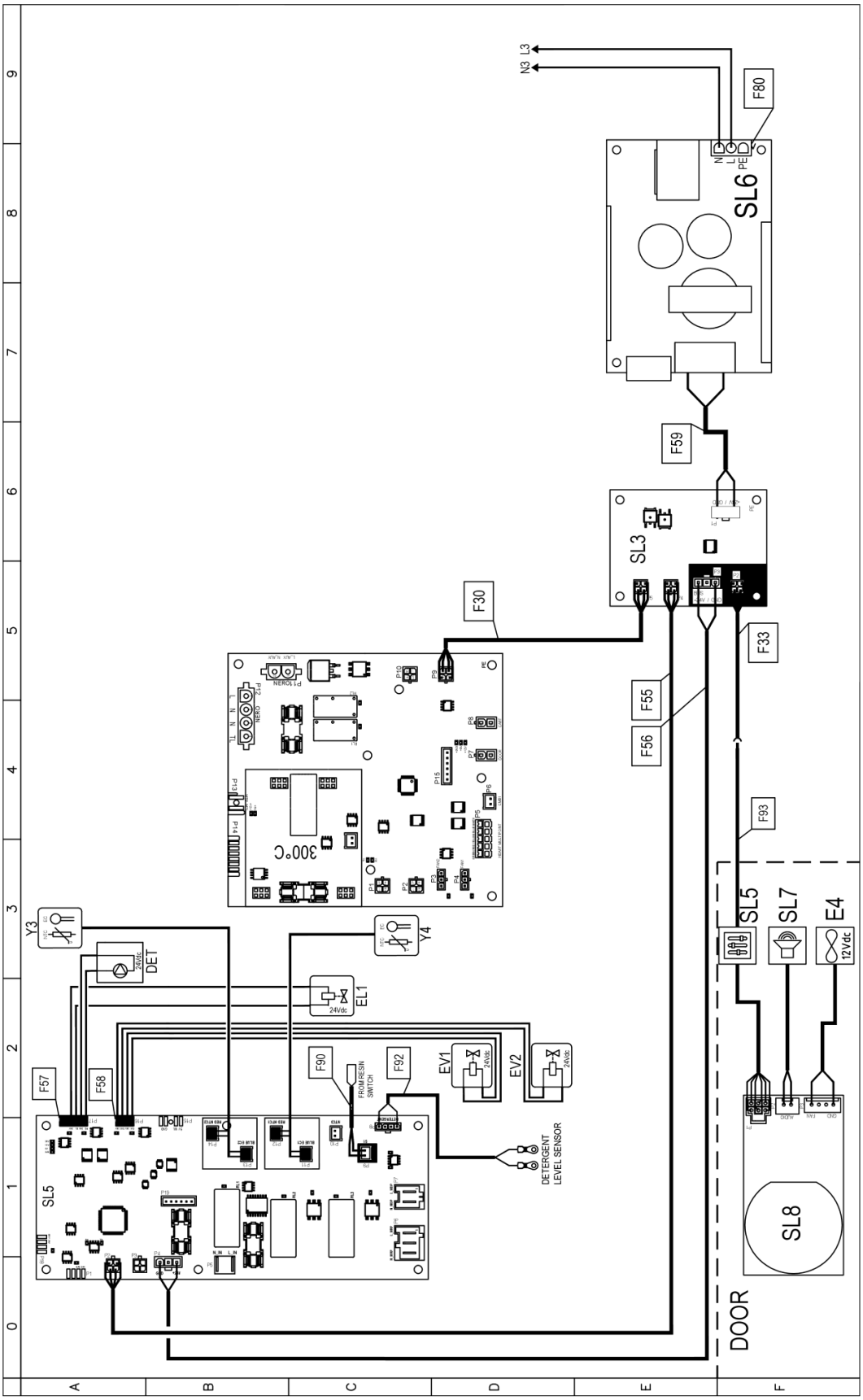
N3 L3
F80
SL6
F59
SL3
F30
F33
F55
F56
F93
SL5
SL7
E4
12Vdc
Y3
Y4
DET
EL1
24Vdc
F57
F58
F90
F92
FROM RESIN SWITCH
EV1
EV2
DETERGENT LEVEL SENSOR
SL8
DOOR
A
B
C
D
E
F
0
1
2
3
4
5
6
7
8
9

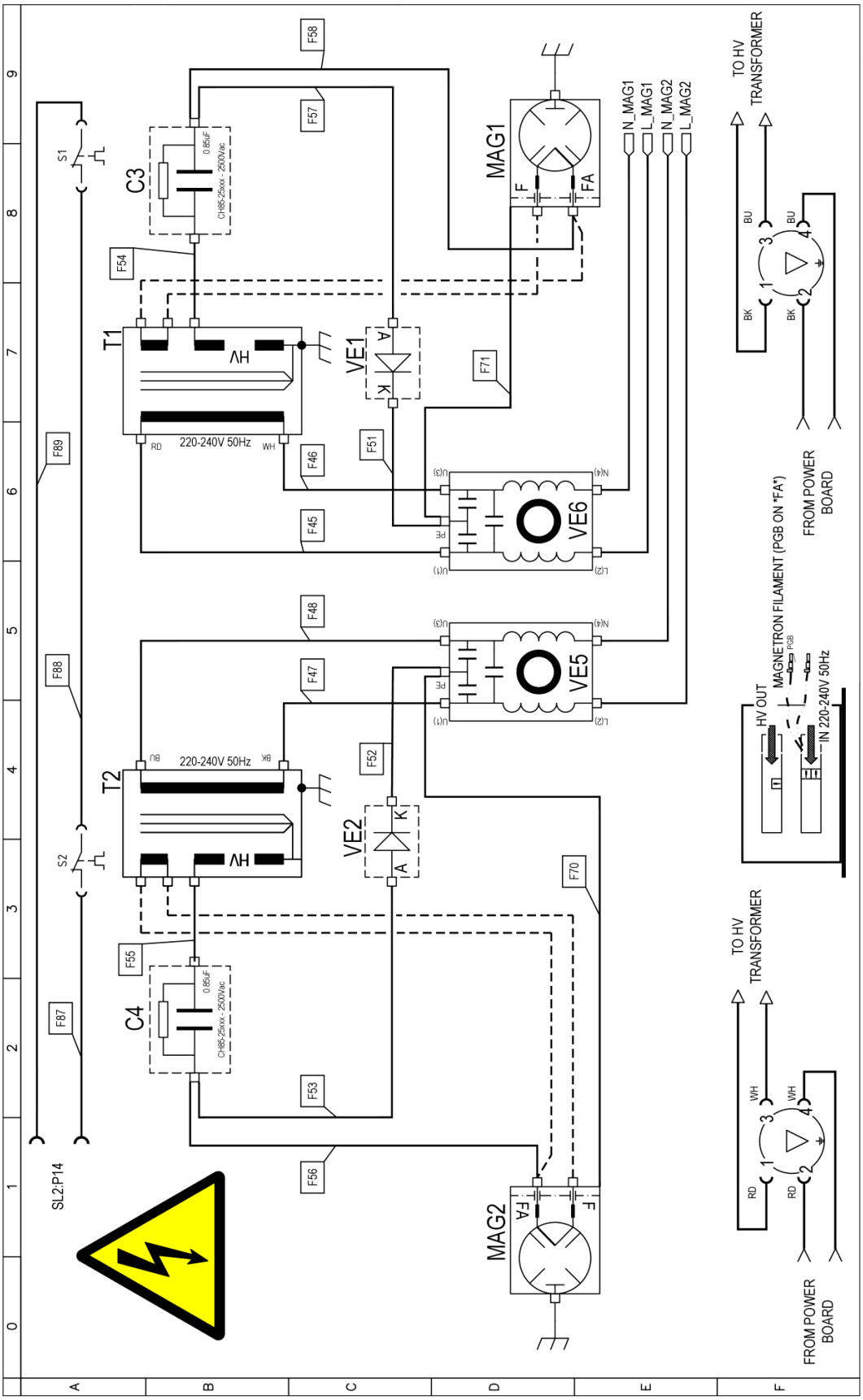
F58
F57
C3
0.85uF
CH85-25xxx - 2500Vac
S1
F54
T1
HV
220-240V 50Hz
RD
WH
VE1
A
K
F71
F89
F46
F51
F45
VE6
PE
U(1)
L(2)
N(4)
U(3)
MAG1
F
FA
N_MAG1
L_MAG1
N_MAG2
L_MAG2
TO HV TRANSFORMER
BU
BK
FROM POWER BOARD
F48
F47
VE5
F88
F52
T2
220-240V 50Hz
BU
BK
VE2
S2
F70
HV OUT
MAGNETRON FILAMENT (PGB ON *FA*)
PGB
IN 220-240V 50Hz
F55
C4
0.85uF
CH85-25xxx - 2500Vac
F87
F53
F56
SL2:P14
MAG2
FA
F
TO HV TRANSFORMER
WH
RD
FROM POWER BOARD
A
B
C
D
E
F
0
1
2
3
4
5
6
7
8
9

Sigle	ITALIANO	ENGLISH	FRANCAIS	ESPAÑOL	DEUTSCH
C2	CONDENSATORE	MOTOR CAPACITOR	CONDENSATEUR	CONDENSADOR	KONDENSATOR
FU1,FU2	PORTAFUSIBILE CH10	FUSE HOLDER CH10	PORTE-FUSIBILE CH10	PORTAFUSIBILES CH10	SICHERUNGSHALTER CH10
K1,K2,K3	TELERUTTORE	CONTACTOR	TELERUPTEUR	TELERRUPTOR	RELAIS
SL1	SCHEDA POTENZA	POWER CARD	CARTE DE PUISSANCE	TARJETA POTENCIA	POWERPLATINE
SL2	SCHEDA POTENZA MW	POWER BOARD FOR MW	POWER CARD MW	TARJETA DE POTENCIA MW	POWER CARD MW
SL6	SCHEDA POTENZA	POWER CARD	CARTE DE PUISSANCE	TARJETA POTENCIA	POWERPLATINE
VE3	REATTORE DI LINEA	LINE REACTOR	RÉACTEUR DE LIGNE	REACTOR DE LINEA	LEITUNGSREAKTOR
X1	MORSETTIERA 6P+PE	TERMINAL BLOCK 6P+PE	BORNIER 6P+PE	CONECTOR 6P+PE	KLEMMLEISTE 6P+PE
DET	POMPA 24Vdc	PUMP 24Vdc	POMPE 24Vdc	BOMBA 24Vdc	PUMPE 24Vdc
EL1,EV1,EV2	ELETTROVALVOLA ACQUA 24Vdc	WATER SOLENOID VALVE 24Vdc	ELECTROVANNE EAU 24Vdc	ELECTROVALVULA 24Vdc	ELEKTROVENTIL 24Vdc
SL5	SCHEDA POTENZA	POWER CARD	CARTE DE PUISSANCE	TARJETA POTENCIA	POWERPLATINE
Y3,Y4	SONDA CONDUCIMETRO	CONDUCTIVITY PROBE	SONDE DE CONDUCTIVITÉ	SONDA DE CONDUCTIVIDAD	LEITFÄHIGKEITSSONDE
B1,B2	SONDA CAMERA	TEMPERATURE PROBE	SONDE DE CHAMBRE	SONDA CAMARA	GARRAUMTEMPERATURFUHLER
DRY	DRY MAXY	DRY MAXY	DRY MAXY	DRY MAXY	DRY MAXY
E1,E2,E3,E4	VENTOLA RAFFREDDAMENTO 12V	COOLING FAN 12V	TURBINE DE REFROIDISSEMENT 12V	TURBINA DE REFRIGERACION 12V	LÜFTER 12V
M1,M2	MOTORE	MOTOR	MOTEUR	MOTOR	MOTOR
M3	MOTORE	MOTOR	MOTEUR	MOTOR	MOTOR
RES	ELEMENTO RISCALDANTE	HEATING ELEMENT	ELEMENT DE CHAUFFAGE	RESISTENCIA DE CALEFACCIÓN	HEIZUNG
S1	TERMOSTATO SICUREZZA	SAFETY THERMOSTAT	THERMOSTAT DE SECURITE	TERMOSTATO DE SEGURIDAD	SICHERHEITS THERMOSTAT
SL3	SCHEDA POTENZA	POWER CARD	CARTE DE PUISSANCE	TARJETA POTENCIA	POWERPLATINE
SL4	SCHEDA POTENZA	POWER CARD	CARTE DE PUISSANCE	TARJETA POTENCIA	POWERPLATINE
SL5	SCHEDA CONTROLLO	CONTROL BOARD	CARTE DE CONTROLE	TARJETA DE CONTROL	KONTROLL PLATINE
SL7	ALTOPARLANTE	SPEAKER	CONFÉRENCIER	ALTAVOZ	LAUTSPRECHER
SL8	SCHEDA POTENZA	POWER CARD	CARTE DE PUISSANCE	TARJETA POTENCIA	POWERPLATINE
SL10,SL11	SENSORE VELOCITA MOTORE	MOTOR SPEED SENSOR	CAPTEUR DE VITESSE MOTEUR	SENSOR DE VELOCIDAD MOTOR	GESCHWINDIGKEITSSENSOR
C3,C4	CONDENSATORE HV	HV CAPACITOR	CONDENSATEUR HV	CONDENSADOR HV	KONDENSATOR HV
MAG1,MAG2	MAGNETRON	MAGNETRON	MAGNETRON	MAGNETRON	MAGNETRON
VE1,VE2	DIODO HV	HV DIODE	DIODE HV	DIODO HV	HV DIODE
VE5,VE6	FILTTRO EMI	EMI FILTER	FILTRE EMI	FILTRO EMI	EMI-FILTER
T1,T2	TRASFORMATORE HV	HV TRANSFORMER	TRANSFORMATEUR HV	TRANSFORMADOR DE HV	HV-TRANSFORMATOR

ED1506A

POWER SUPPLY - CONNECTION DIAGRAM

380-415V ~ 3PH + N + PE 50Hz

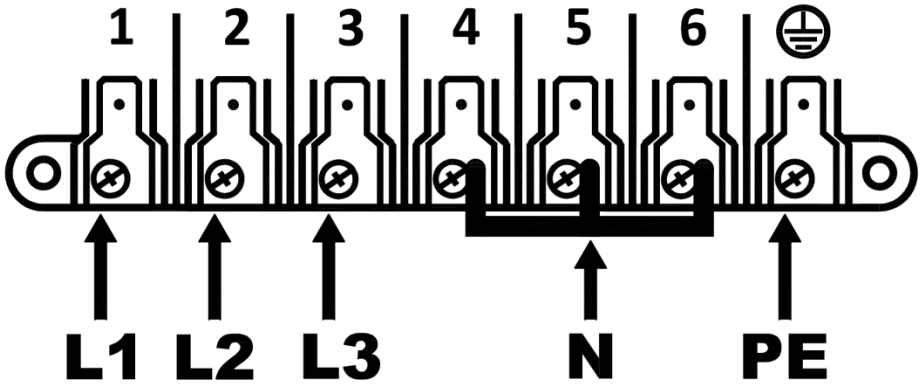

220-240V ~ 3PH + PE 50Hz

