MOD:XEBL-16EU-E1RS

ENGLISH TECHNICAL DATA

01	POWER	29,3 kW
03	FREQUENCY	50 / 60 Hz
04	POWER SUPPLY CABLE TYPE	H07RN-F
05	EXTERNAL Ø OF POWER SUPPLY CABLE	29 mm
06	VOLTAGE / POWER CABLE SECTION / CURRENT	380-415 V~3PH+N+PE 5G x 10 mm^2 Circuit Breaker 50 A I1=44 A - I2=42 A - I3=42.5 A - In=2 A
		220-240 V~3PH+PE 4G x 16 mm^2 Circuit Breaker 80 A I1=75 A - I2=59 A - I3=76 A - In=
		DC x Circuit Breaker I1= - I2= - I3= - In=
10	WATER PRESSURE	150-600 kPa
11	MAX FOOD LOAD	80 kg
13	WATER MAX CONSUMPTION	47 l/h @ 200 kPa
02	NOMINAL HEAT INPUT	28 kW
18	CAVITY DIMENSIONS (W - D - H)	716x484x1470 mm
20	IP PROTECTION CLASS	IPX5

ITALIANO

01	POTENZA
03	FREQUENZA
04	TIPO DI CAVO ALIMENTAZIONE
05	Ø ESTERNO CAVO DI ALIMENTAZIONE
06	TENSIONE / SEZIONE CAVI ALIMENTAZIONE / CORRENTE
10	PRESSIONE ACQUA
11	CARICA MAX CIBO
13	CONSUMO MAX ACQUA
02	POTENZA TERMICA NOMINALE
18	DIMENSIONI CAMERA COTTURA (L - P - H)
20	GRADO PROTEZIONE IP

FRANCAIS

01	PUISSANCE ELECTRIQUE
03	FREQUENCE
04	TYPE DE CABLE D'ALIMENTATION
05	Ø EXTERNE DU CABLE D'ALIMENTATION
06	TENSION / SECTION CABLE D'ALIM.
10	PRESSION DE L'EAU
11	CHARGE MAXIMALE D'ALIMENT
13	CONSOMMATION MAX DE L'EAU
02	DEBIT THERMIQUE NOMINAL
18	DIMENSIONS CHAMBRE DE CUISSON (L - P - A)
20	INDICE DE PROTECTION IP

ESPAÑOL

01	POTENCIA
03	FRECUENCIA
04	TIPO DE CABLE DE ALIMENTACION
05	Ø CABLE EXTERNO DE ALIMENTACION
06	TENSION / SECCION CABLES DE ALIMENTACION
10	PRESION AGUA
11	CARGA MAX. DE ALIMENTOS
13	CONSUMO MAX DE AGUA
02	POTENCIA TERMICA NOMINAL
18	DIMENSIONES CÁMARA DE COCCIÓN (An - Pr -Al)
20	GRADO DE PROTECCION IP

DEUTSCH

01	ELEKTRISCHE LEISTUNG
03	FREQUENZ
04	ZULEITUNGSKABELTYP
05	AUSSENDURCHMESSER DES VERSORGUNGSKABELS
06	KABELQUERSCHNITT UND VERSORGUNGSSPANNUNG
10	WASSERDRUCK
11	MAX. SPEISENFASSUNGSVERMOGEN
13	MAXIMUM WASSERVERBRAUCH
02	NOMINALE WARMELEISTUNG
18	GRÖBE DES KOCHKAMMERS (B - T - H)
20	SCHTZART IP

MOD:XEBL-16EU-E1RS

ENGLISH - DRAWINGS	
3	UNIPOTENTIAL TERMINAL
6	TECHNICAL DATA PLATE
7	SAFETY THERMOSTAT
8	3/4" THREAD WATER INLET
10	Rotor.KLEAN CONNECTION
11	CAVITY DRAIN PIPE
12	HOT FUMES EXHAUST CHIMNEY
13	ACCESSORIES CONNECTION
15	CABLE PRESS
27	COOLING AIR OUTLET

ITALIANO - DISEGNI	
3	MORSETTO EQUIPOTENZIALE
6	TARGHETTA DATI TECNICI
7	TERMOSTATO DI SICUREZZA
8	INGRESSO ACQUA 3/4"
10	INGRESSO Rotor.KLEAN
11	SCARICO CAMERA DI COTTURA
12	USCITA FUMI CALDI
13	COLLEGAMENTO ACCESSORI
15	PRESSACAVO
27	USCITA ARIA DI RAFFREDDAMENTO

FRANCAIS - ENCOMBREMEN	
3	SUPPORT BORNE EQUIPOTENTIELLE
6	PLAQUETTE SEGNALETIQUE
7	THERMOSTAT DE SÉCURITÉ
8	ARRIVE' D'EAU FIELT 3/4"
10	ENTRÉE Rotor.KLEAN
11	SORTIE DE L'EAU RACCORD
12	SORTIE DES FUMEES CHAUDES
13	JONCTION DES ACCESSOIRES
15	PRESSE CABLE
27	SORTIE D'EAU DE REFROIDISSEMENT

ESPAÑOL - DISEÑOS	
3	SEDE BORNE EQUIPOTENCIAL
6	TARJETA DE CARACTERISTICAS TECNICAS
7	TERMOSTATO DE SEGURIDAD
8	ENTRADA DE AGUA 3/4"
10	INGRESO Rotor.KLEAN
11	DESCARGA CAMARA DE COCCION
12	SALIDA HUMOS CALIENTES
13	CONEXION ACCESORIOS
15	ENCHUFE
27	SALIDA DEL AIRE DE ENFRIAMIENTO

DEUTSCH - ZEICHNUNGEN	
3	GLEICHPOTENTIELLE KLAMMER
6	TYPENSCHILD
7	SICHERHEITSTHERMOSTAT
8	WASSEREINZUG 3/4" GEWINDE
10	Rotor.KLEAN EINGANG
11	WASSERAUSLASS GEWINDE
12	ABZUGSHAUBE
13	ZUBEHÖRTEILENVERBINDUNG
15	PRESSE-ANSCHLUSSKABEL
27	KÜHLLUFTAUSTRITT

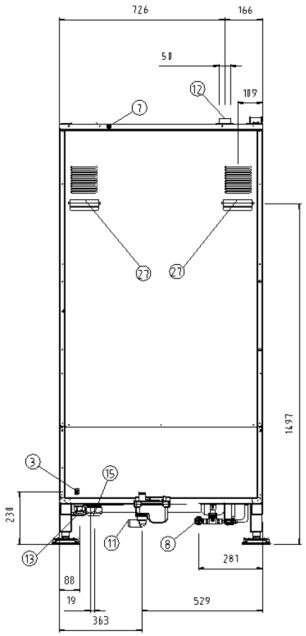

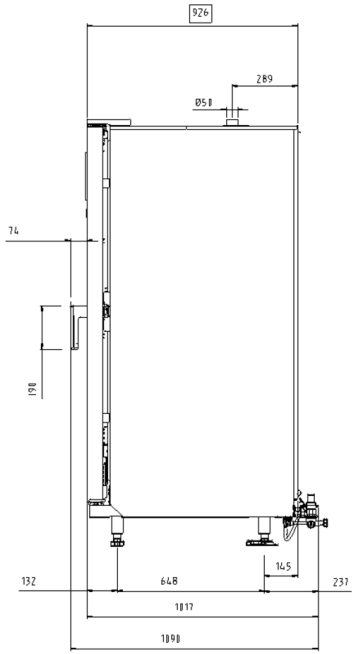

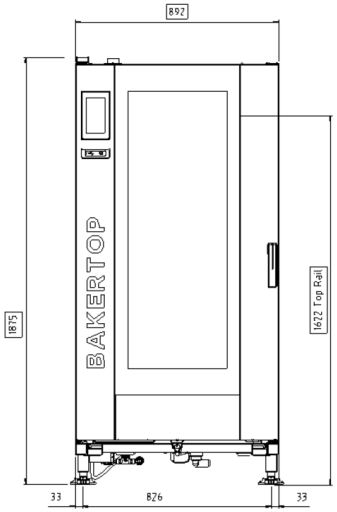

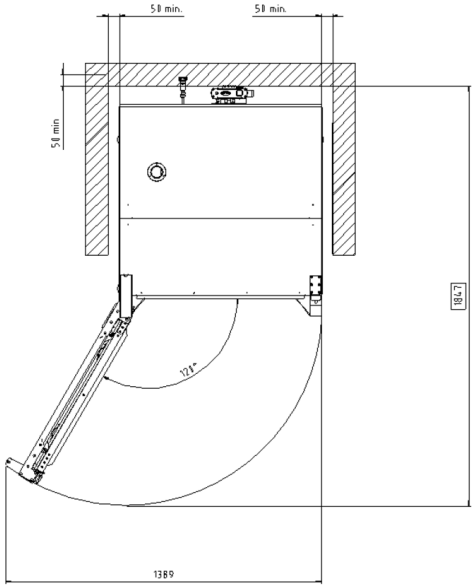

MOD:XEBL-16EU-E1RS

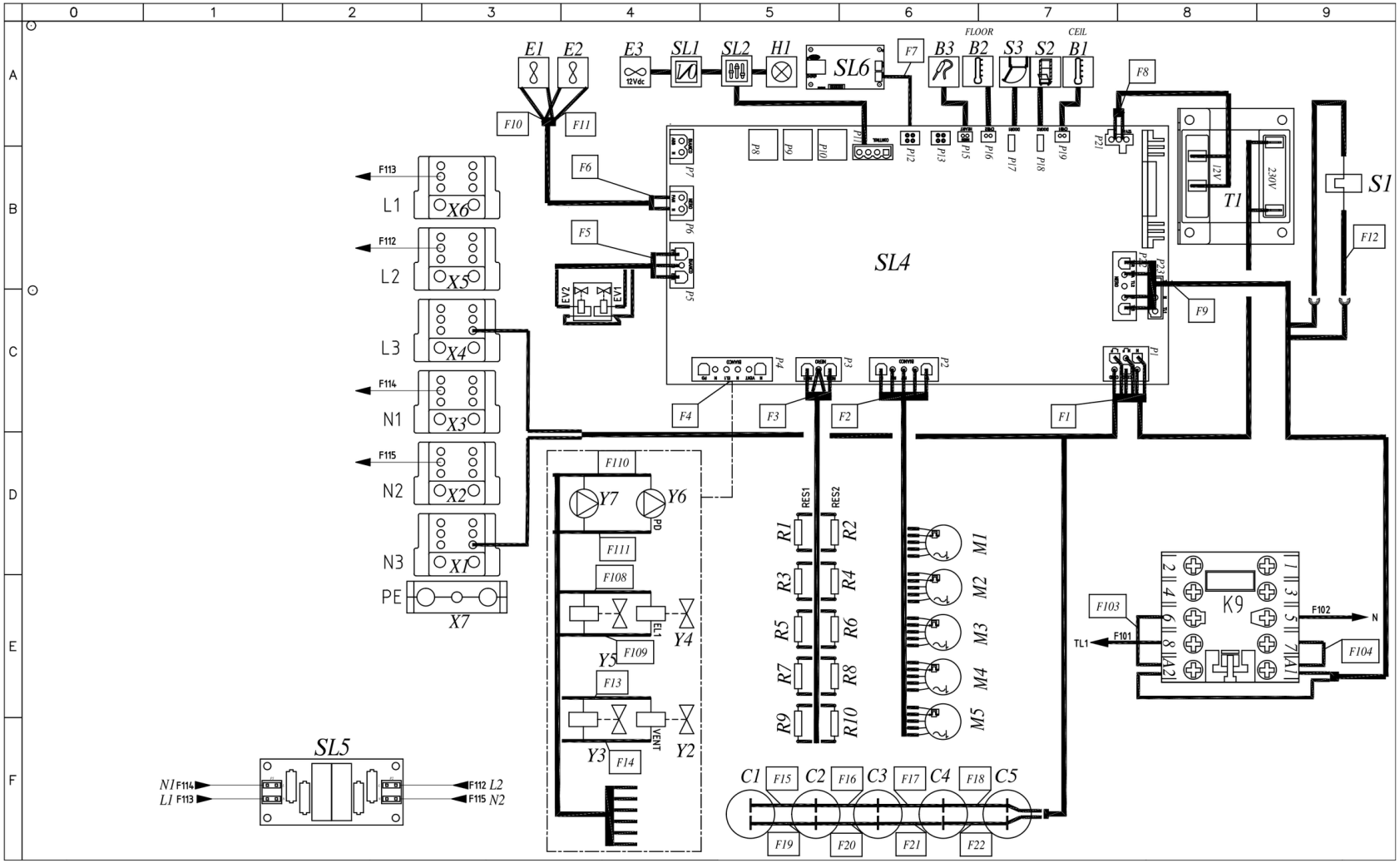

MOD:XEBL-16EU-E1RS

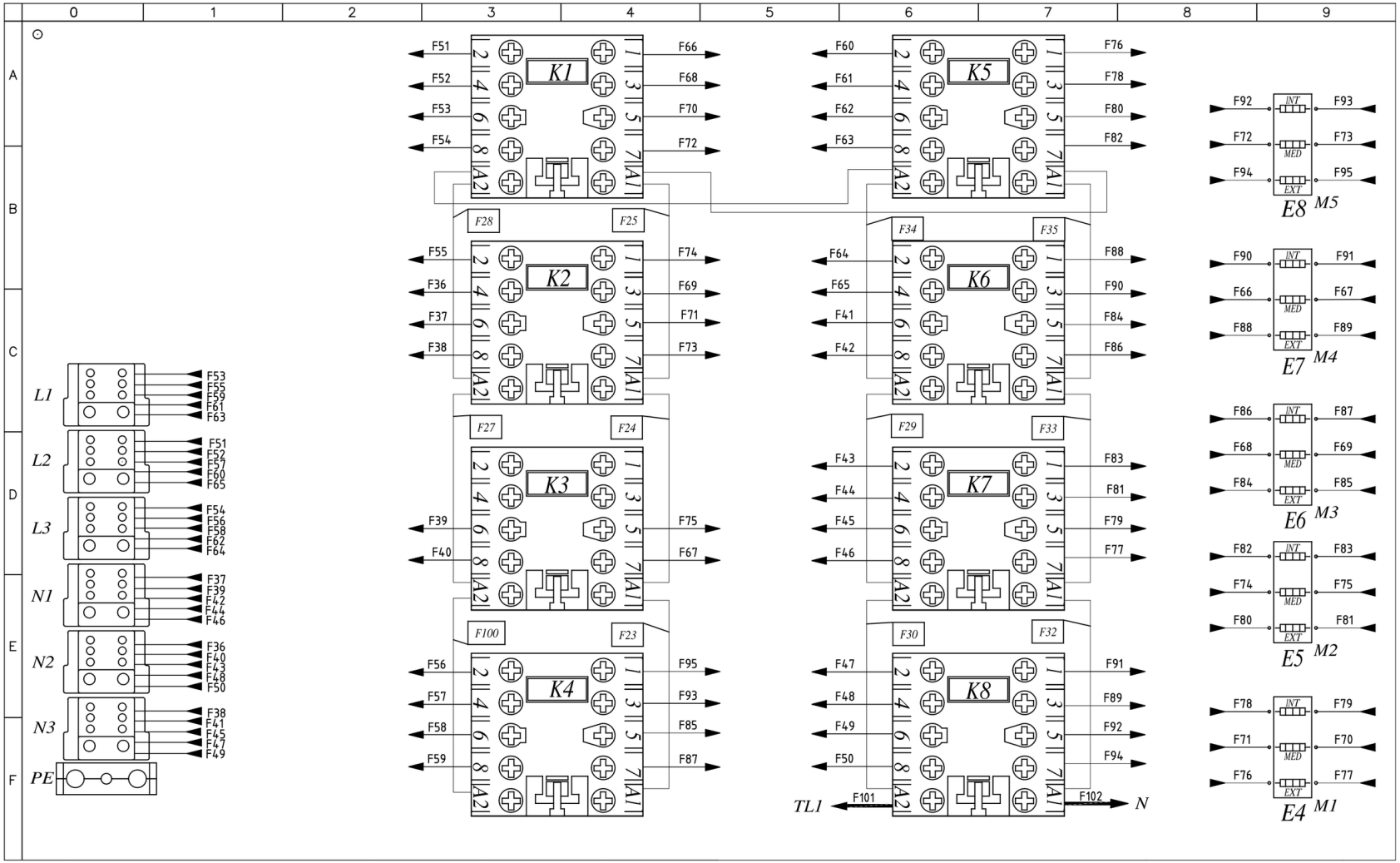

MOD:XEBL-16EU-E1RS

Sigle	ITALIANO	ENGLISH	FRANCAIS	ESPAÑOL	DEUTSCH
B1,B2	SONDA CAMERA	TEMPERATURE PROBE	SONDE DE CHAMBRE	SONDA CAMARA	GARRAUMTEMPERATURFUHLER
B3	SONDA AL CUORE	CORE PROBE	SONDE A COEUR	SONDA CORAZON	KERNTEMPERATURFUHLER
E1,E2	VENTOLA RAFFREDDAMENTO 230V	COOLING FAN 230V	TURBINE DE REFROIDISSEMENT 230V	TURBINA DE REFRIGERACION 230V	LÜFTER 230V
E3	VENTOLA RAFFREDDAMENTO 12V	COOLING FAN 12V	TURBINE DE REFROIDISSEMENT 12V	TURBINA DE REFRIGERACION 12V	LÜFTER 12V
E8	ELEMENTO RISCALDANTE	HEATING ELEMENT	ELEMENT DE CHAUFFAGE	RESISTENCIA DE CALEFACCIÓN	HEIZUNG
H1	LUCE CAMERA	OVEN LIGHT	ECLAIRAGE DE CHAMBRE	LUZ CAMARA	BELEUCHTUNG
M1,M2,M3,M4,M5	MOTORE	MOTOR	MOTEUR	MOTOR	MOTOR
R1,R2,R3,R4,R5,R6,R7,R8,R9,R10	RESISTENZA DI MODULAZIONE VENTILATORE	MOTOR MODULATION RESISTANCE	RESISTANCE DE MODULATION VENTILATEUR	RESISTENCIA MODULACION VELOCIDAD	WIDERSTAND LOW FAN
S1	TERMOSTATO SICUREZZA	SAFETY THERMOSTAT	THERMOSTAT DE SECURITE	TERMOSTATO DE SEGURIDAD	SICHERHEITS THERMOSTAT
S2	MICRO INTERRUTTORE CARRELLO	TROLLEY MICROSWITCH	INTERRUPTEUR PANIER	MICROINTERRUPTOR CARRO	TROLLEY MICROSWITCH
S3	MICRO INTERRUTTORE PORTA	DOOR MICROSWITCH	MICROINTERRUPTEUR DE PORTE	MICROINTERRUPTOR PUERTA	TURKONTAKTSCHALTER
SL1	SCHEDA I/0 - USB	USB - I/0 BOARD	USB - CARTE I/0	USB - TARJETA I/0	USB - I/0 PLATINE
SL2	SCHEDA CONTROLLO	CONTROL BOARD	CARTE DE CONTROLE	TARJETA DE CONTROL	KONTROLL PLATINE
Y1	ELETTROVALVOLA ACQUA 3 STADI	WATER SOLENOID VALVE 3STAGE	ELECTROVANNE EAU 3 ETAPES	ELECTROVALVULA 3 ETAPAS	ELEKTROVENTIL 3 STUFEN
Y2,Y3	DRY MAXY	DRY MAXY	DRY MAXY	DRY MAXY	DRY MAXY
Y4,Y5	ELETTROVALVOLA ACQUA	WATER SOLENOID VALVE	ELECTROVANNE EAU	ELECTROVALVULA	ELEKTROVENTIL
Y6,Y7	POMPA	PUMP	POMPE	BOMBA	PUMPE
C1,C2,C3,C4,C5	CONDENSATORE	MOTOR CAPACITOR	CONDENSATEUR	CONDENSADOR	KONDENSATOR
E4,E5,E6,E7	ELEMENTO RISCALDANTE	HEATING ELEMENT	ELEMENT DE CHAUFFAGE	RESISTENCIA DE CALEFACCIÓN	HEIZUNG
K1,K2,K3,K4,K5,K6,K7,K8,K9	TELERUTTORE	CONTACTOR	TELERUPTEUR	TELERRUPTOR	RELAIS
SL4	SCHEDA POTENZA	POWER CARD	CARTE DE PUISSANCE	TARJETA POTENCIA	POWERPLATINE
SL5	SCHEDA FILTRO EMC	EMC FILTER CARD	CARTE DE FILTRE EMC	TARJETA DE FILTRO EMC	EMC-FILTERPLATTE
SL6	BRIDGE ETHERNET	BRIDGE ETHERNET	BRIDGE ETHERNET	BRIDGE ETHERNET	BRIDGE ETHERNET
T1	TRASFORMATORE	TRANSFORMER	TRASFORMATEUR	TRANSFORMADOR	TRASFORMATORE
X1,X2,X3,X4,X5,X6	MORSETTIERA	TERMINAL BLOCK	BORNIER	CONECTOR	KLEMMLEISTE
X7	MORSETTIERA	TERMINAL BLOCK	BORNIER	CONECTOR	KLEMMLEISTE

MOD:XEBL-16EU-E1RS

ED1410A

POWER SUPPLY - CONNECTION DIAGRAM

380 - 415V ~ 3PH + N + PE 50/60Hz

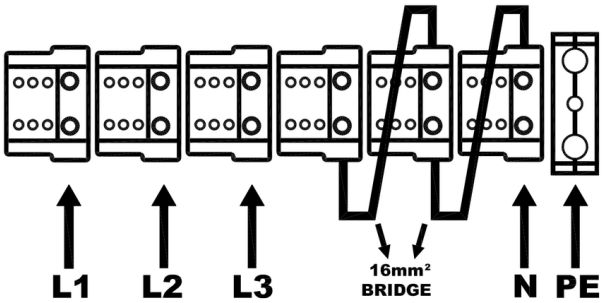
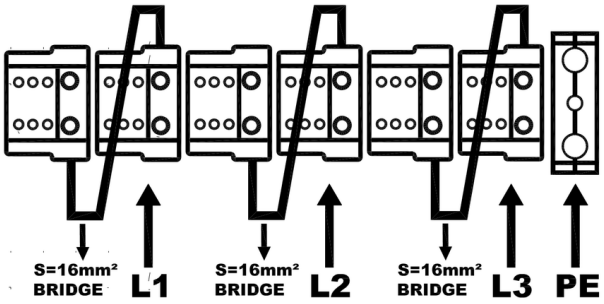
220-240V ~ 3PH + PE 50/60Hz